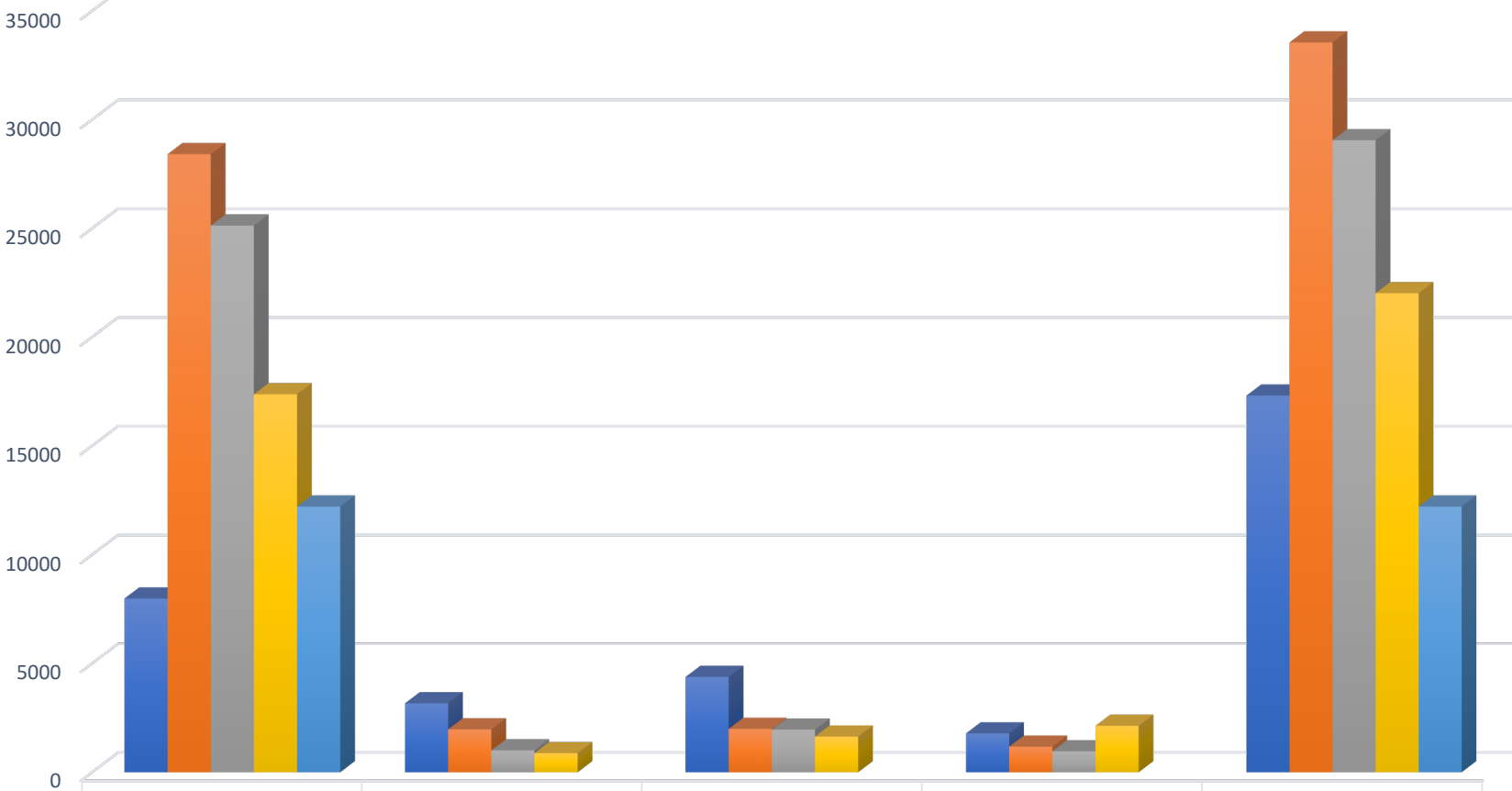


ARB Quarterly Statistics
New Appeals* Filed by Quarter by Fiscal Year
Nouveaux appels déposés par trimestre et par année fiscale

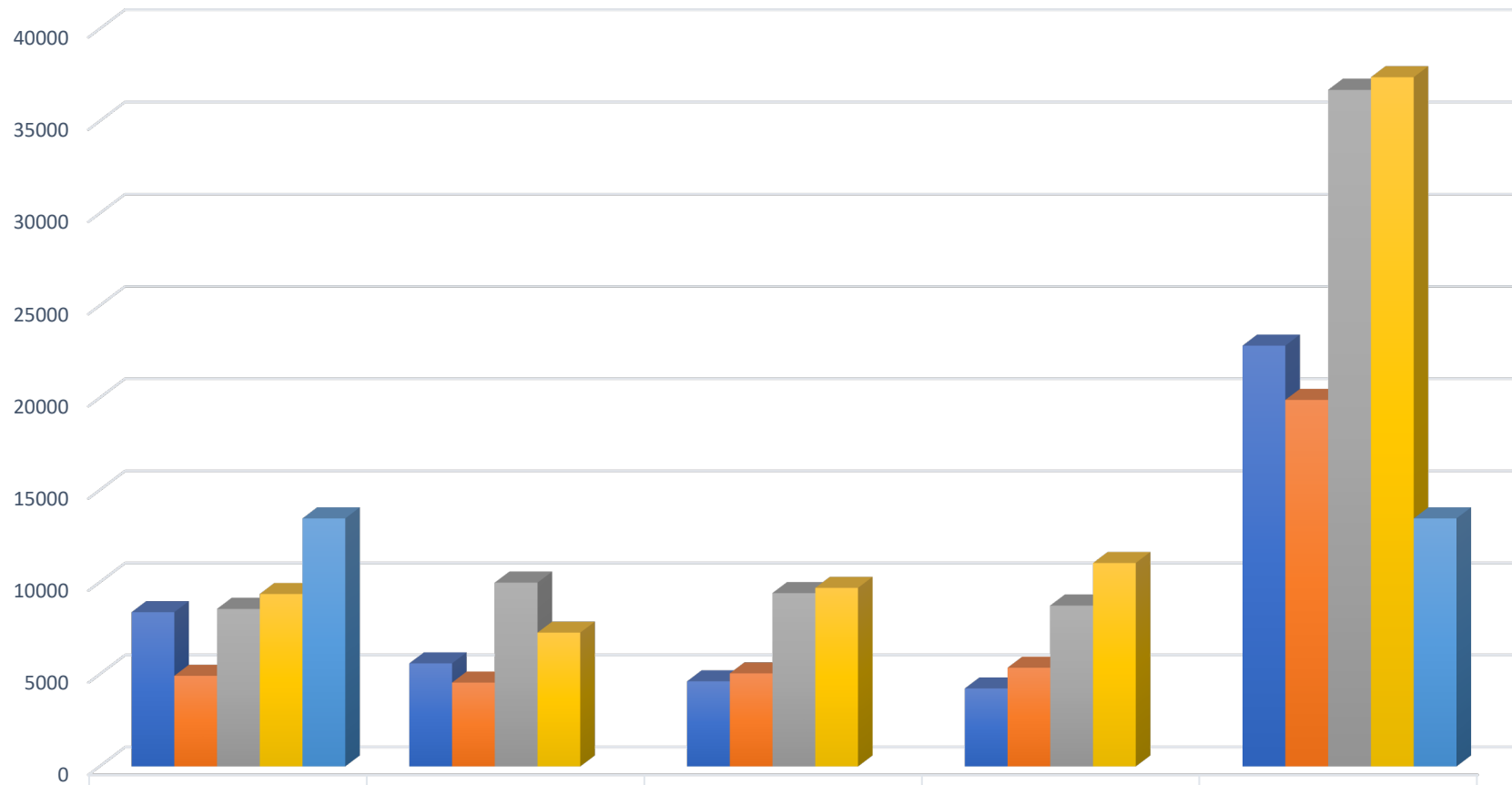


	Q1	Q2	Q3	Q4	Total
■ 2017-2018	7980	3167	4377	1785	17309
■ 2018-2019	28409	1968	1993	1177	33547
■ 2019-2020	25126	1004	1958	963	29051
■ 2020-2021	17368	875	1639	2135	22017
■ 2021-2022	12204				12204

ARB Quarterly Statistics

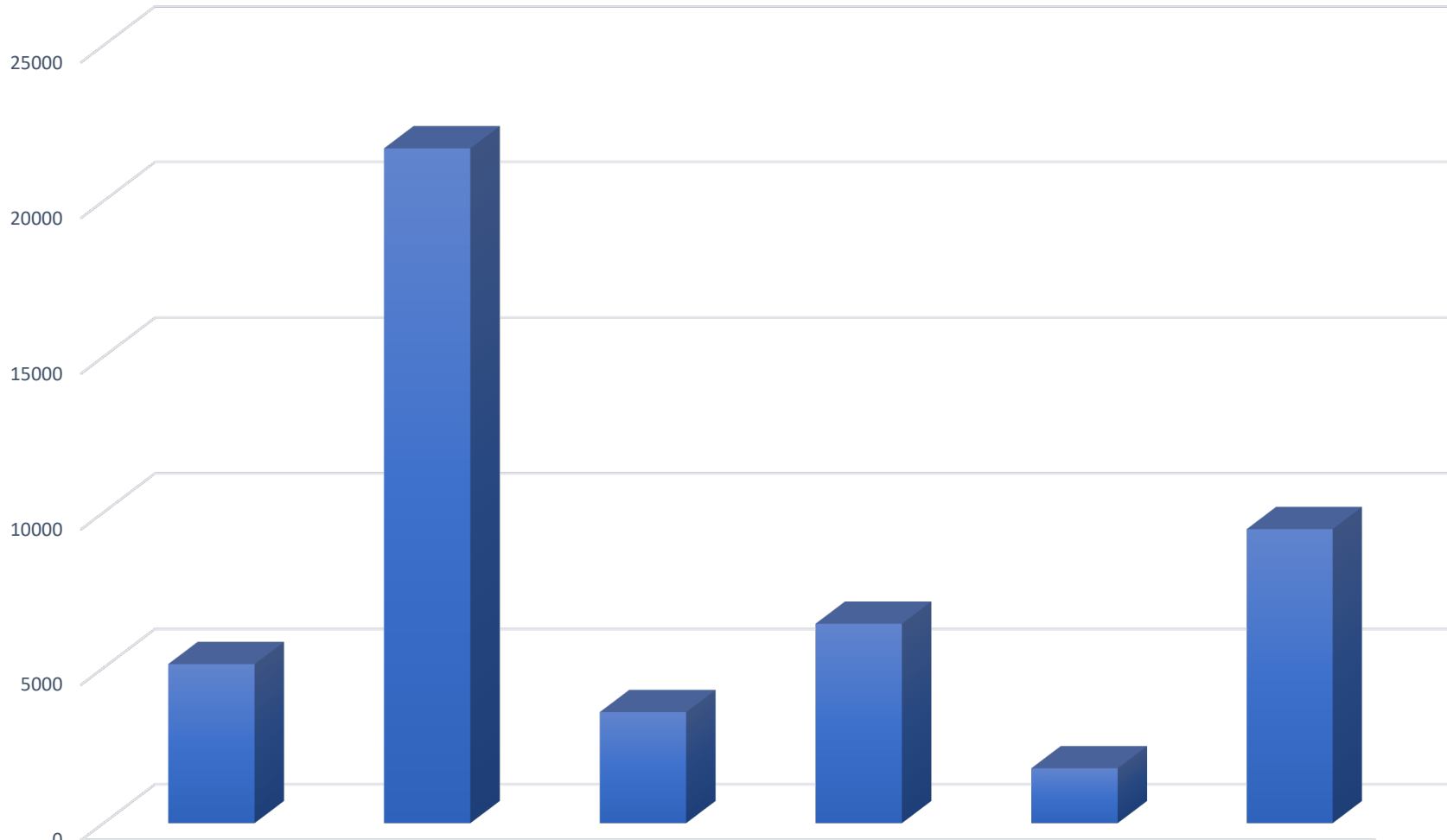
Decisions Issued by Quarter by Fiscal Year

Décisions rendues par trimestre et par année fiscale




	Q1	Q2	Q3	Q4	Total
■ 2017-2018	8379	5598	4624	4236	22837
■ 2018-2019	4924	4556	5055	5360	19895
■ 2019-2020	8556	9984	9417	8740	36697
■ 2020-2021	9367	7268	9699	11050	37384
■ 2021-2022	13472				13472

ARB Quartlery Statistics Caseload at June 30, 2021 Dossiers à 30 juin 2021



■ Caseload	5119	21690	3573	6418	1766	9460
------------	------	-------	------	------	------	------

FY: April 1, 2021 - March 31, 2022
ARB Key Performance Indicator
Summary Decisions within 40 Weeks of Commencement Date
Target: 85% Actual: 92%



	Q1	Q2	Q3	Q4	Total
Outside 40	27				27
Within 40	328				328

FY: April 1, 2021 - March 31, 2022
ARB Key Performance Indicators
General Decisions within 135 Weeks of Commencement Date
Target: 85% Actual: 95%



	Q1	Q2	Q3	Q4	Total
Outside 135	571				571
Within 135	10020				10020